

Determination Of Anticancer Activities And Mechanism Of Action Of A New Coordination Compound Containing $\text{Ag}^{\text{I}}(\text{CN})_2$ *

*Ali AYDIN¹, Nesrin KORKMAZ², Ahmet KARADAĞ², Şaban TEKİN¹,
 Gaziosmanpaşa University, Science and Art Faculty, ¹Department of Molecular Biology
 & ²Department of Chemistry 60250 Tokat, Turkey
 Presenting author: aliaydin.bio@gmail.com*

The main goals of the present study were to determine the anticancer activity of a new cyano-bridged $\{\text{Ag}^{\text{I}}(\text{CN})_2\}$ coordination compound, coded as **AN5** ($\text{C}_{16}\text{H}_{34}\text{Ag}_2\text{N}_8\text{NiO}_5$) on some cancer cell lines *in vitro* and enlighten its mechanism of action. The new coordination compound was synthesized using "brick-mortar" method[1]. The antiproliferative and cytotoxic activities of AN5 on HeLa, C6 and HT29 cancer cell lines were determined using Sulphorhodamin B (SRB) and lactate dehydrogenase assays respectively. The mechanism of action of the AN5 was clarified using DNA laddering assay. According to SRB and LDH test results, AN5 were significantly antiproliferative and cytotoxic on the tumor cell lines compared to control anticancer drug, 5-fluorouracil (5-FU). The antiproliferative activity of AN5 was higher on HeLa cells [Figure 1].

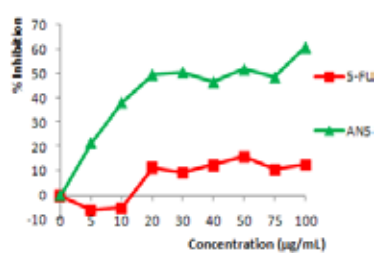


Figure 1. SRB cell proliferation test




Figure 2. DNA laddering test: 1. Marker, 2. HT29 control, 3. HT29+AN5

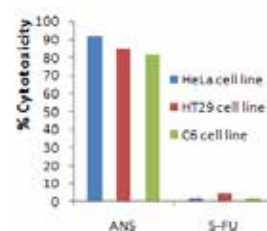


Figure 3. LDH cytotoxicity test

The LDH test results revealed that the AN5 was significantly cytotoxic than 5-FU, suggesting that AN5 may be detrimental to the cell membrane [Figure 3]. The compound AN5 caused laddering of genomic DNA, indicating that it may act through inducing apoptosis on the cells [Figure 2]. The results of the study indicate that the **AN5** is a potent anticancer molecule with drug potential.

References

1. J. Černák, M. Orendáč, I. Potočná, J. Chomič, A. Orendáčová, J. Skoršepa, A. Feher, *Coordination Chemistry Reviews*, **224**, (2002), 51–66.

*This study has supported by TUBITAK with the project No. 112T696

Keywords: Coordination Complexes, Anticancer Activity, AN5